

Electrical heating cable for snow melting and ice prevention of roads, ramps and walkways.

SNOMELT Self-Regulating Heating Cable

- Automatically adjusts heat output in response to increasing or decreasing surface temperature.
- Can be cut-to-length.
- Inherently temperature safe.
- Simple installation in concrete.
- Available up to 277VAC.
- Controls can provide high power for melting and reduced power for ice prevention.

FEATURES

SNOMELT is a self-regulating heating cable that can be used for snow melting and ice prevention of surfaces such as concrete roads, ramps and paths. It may also be used on stairways, walkway gratings or loading docks.

It can be cut-to-length at site and exact lengths can be matched without any complicated design considerations.

Power output is self-regulated in response to surface temperature. SNOMELT cannot overheat and tends to reduce power when not needed.

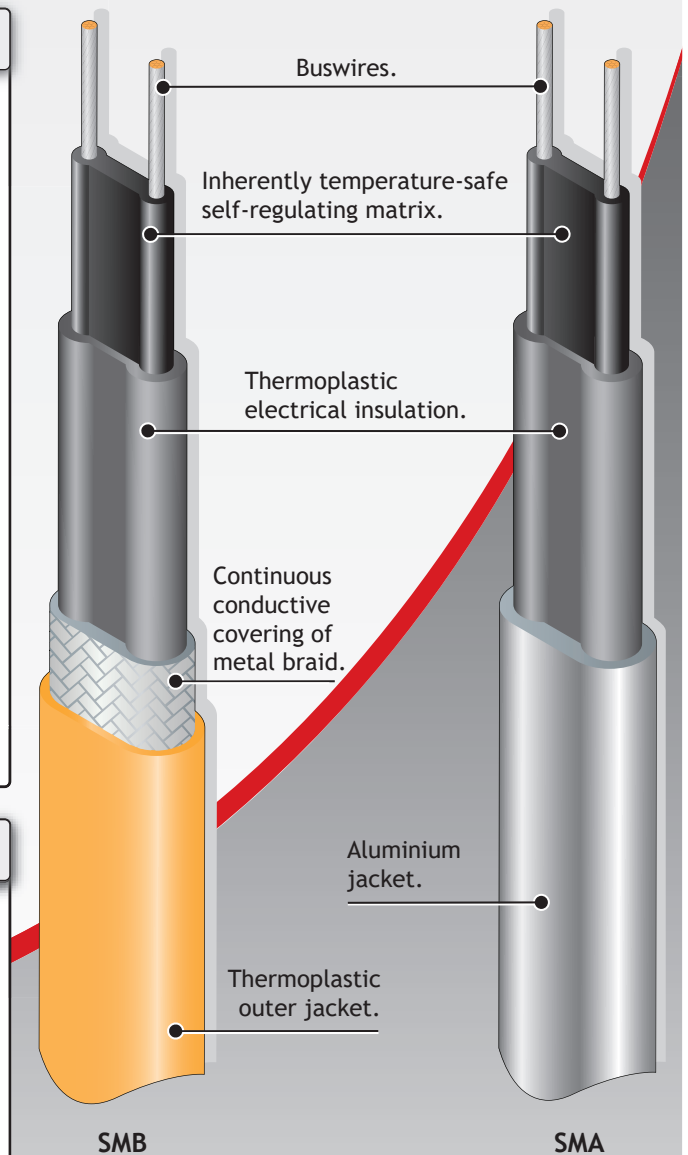
SNOMELT is ideally suited for most general snow and ice prevention applications. Installations can be combined with Heat Trace's specially developed high energy efficient control systems that can apply full power for melting and a reduced lower output for ice prevention.

The SNOMELT / POWERMATCH MICRO+ controlled system can reduce operating costs by as much as 80% when compared with conventionally controlled snow melting and ice prevention systems.

INHERENTLY TEMPERATURE-SAFE

“The inherent ability to self-regulate at a temperature level below the maximum product rating and withstand temperature of the insulating materials, without the need for temperature control.”

Similar competitor self-regulating products are typically limited to a maximum energised temperature, typically 65°C at which point, their retained power output prevent the cable from self-regulating at its own limiting temperatures. All such products require temperature control to ensure their own temperature safety.



SPECIFICATION

MAXIMUM SURFACE TEMPERATURE: 40°C (104°F)

MINIMUM INSTALLATION TEMPERATURE: -30°C (-22°F)

POWER SUPPLY: 1 - 277V AC

WEIGHTS & DIMENSIONS:

Type Ref	Dimensions (mm) +/-0.5	Weight kg/100m	Min Bending radius	Gland Size
SMB	15.4 x 6.5	15.7	40mm	M20
SMA	15.0 x 6.1	15.8	50mm	M20

APPROVAL DETAILS:

FM - 3009080

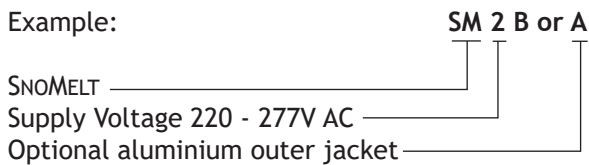
ORDERING INFORMATION:

Options

SMB SNOMELT for all applications, ideally suited for use on car park ramps, access roads, walkways, access ramps, driveways etc.

SMA SNOMELT as above, but braid and outer jacket replaced with extruded aluminium outer jacket, offering greater mechanical protection when required.

Example:



MAXIMUM LENGTH (m) vs. CIRCUIT BREAKER SIZE:

Cat Reference	Start-up Temperature	230V			
		6A	10A	16A	20A
SMB	10°C	14	22	36	44
	0°C	12	18	30	38
SMA	10°C	14	22	36	44
	0°C	12	18	30	38

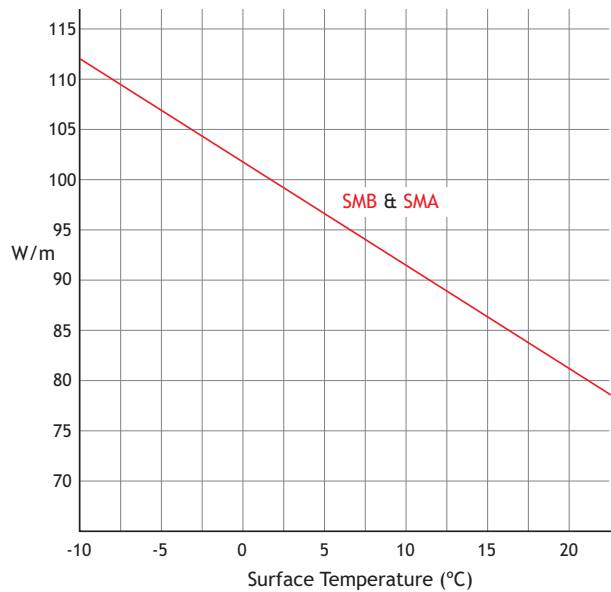
For use with Type C circuit breakers to IEC 60898

ACCESSORIES:

Heat Trace supply a complete range of accessories including termination/splice kits, end seals, junction boxes and controls. These items are recommended for the correct operation of SNOMELT products.

POWER OUTPUT CURVE:

The following graph indicates the cable performance when buried in concrete. For other conditions, refer to the Factors Table shown below.



FACTORS:

For burial in:	Power Output Multiplying Factor
Sand (wet)	W/m in concrete x 0.9
Metal Conduit	W/m in concrete x 0.4
Plastic Conduit	W/m in concrete x 0.3

FURTHER INFORMATION:

Please consult the appropriate termination instructions and the Heat Trace Installation, Maintenance and Testing Manual (HTDIMM 010) for further details.

HEAT TRACE™
SETTING THE STANDARDS LEADING THE WAY

Heat Trace Ltd, Mere's Edge, Chester Road, Helsby, Frodsham, Cheshire, WA6 0DJ, England.
Tel: +44 (0)1928 726451 Fax: +44 (0)1928 727846
www.heat-trace.com Email: info@heat-trace.com

The information given herein, including drawings, illustrations and schematics (which are intended for illustration purposes only), is believed to be reliable. However, Heat Trace Ltd makes no warranties as to its accuracy or completeness and disclaims any liability in connection with its use. Users of Heat Trace Ltd products should make their own evaluation to determine the suitability of each product for specific applications. In no way will Heat Trace Ltd be liable for any damages arising out of the misuse, resale or use of the product.